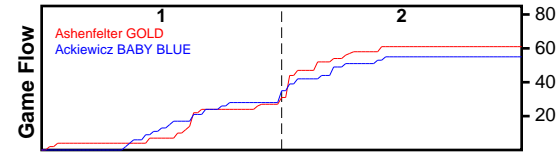


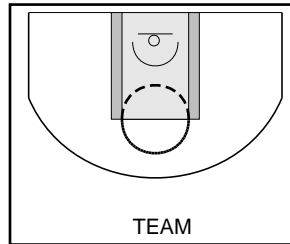
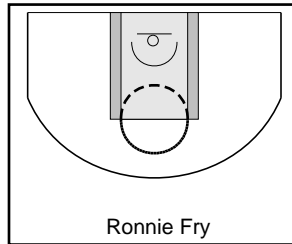
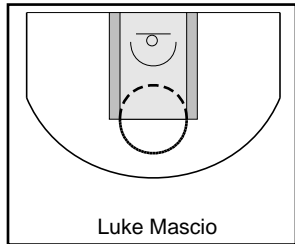
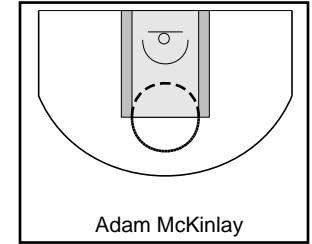
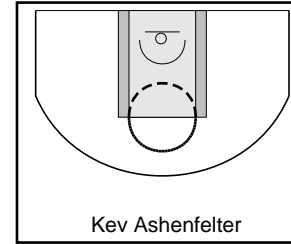
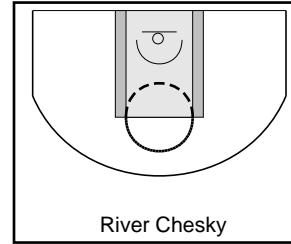
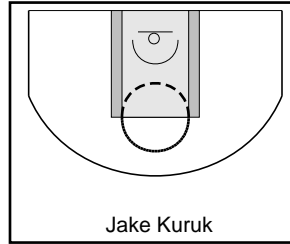
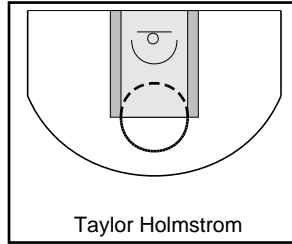
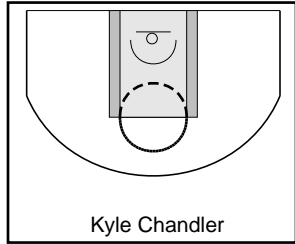
Ashenfelter GOLD

5/17/17 Ashenfelter GOLD at Ackiewicz BABY BLUE

	1	2	T
Ashenfelter GOLD	27	34	61
Ackiewicz BABY	28	27	55



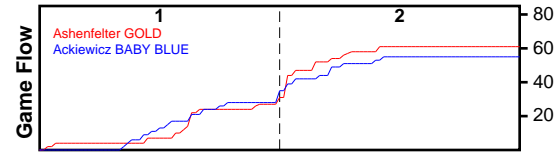
#	Name	G	MIN	FGM	FGA	FG%	2PM	2PA	2P%	3PM	3PA	3P%	FTM	FTA	FT%	OREB	DREB	REB	AST	STL	BLK	DEF	TO	PF	CHG	PM	PTS
3	Kyle Chandler	1	11	0	4	.000	0	0	.000	0	4	.000	0	0	.000	0	0	0	0	0	0	1	0	2	0	4	0
4	Taylor Holmstrom	1	10	1	3	.333	0	0	.000	1	3	.333	0	0	.000	0	0	0	0	0	0	0	0	2	0	0	3
5	Jake Kuruk	1	31	2	5	.400	1	1	1.000	1	4	.250	0	4	.000	0	2	2	2	1	0	1	2	0	0	6	5
10	River Chesky	1	35	3	9	.333	2	4	.500	1	5	.200	3	6	.500	1	0	1	0	1	0	1	2	1	0	9	10
11	Kev Ashenfelter	1	40	5	11	.455	3	4	.750	2	7	.286	4	4	1.000	1	10	11	5	2	0	2	0	2	0	6	16
12	Adam McKinlay	1	6	0	2	.000	0	0	.000	0	2	.000	0	0	.000	0	0	0	1	0	0	0	1	0	0	-3	0
13	Luke Mascio	1	40	6	14	.429	1	4	.250	5	10	.500	8	9	.889	5	6	11	1	1	0	0	2	2	0	6	25
14	Ronnie Fry	1	30	1	4	.250	1	3	.333	0	1	.000	0	0	.000	5	4	9	1	0	0	0	3	0	0	2	2
	TEAM	1	0	0	0	.000	0	0	.000	0	0	.000	0	0	.000	1	3	4	0	0	0	0	0	0	0	0	0
	TOTALS	1	40	18	52	.346	8	16	.500	10	36	.278	15	23	.652	13	25	38	10	5	0	5	10	9	0	6	61



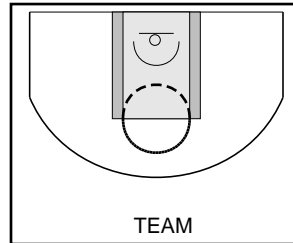
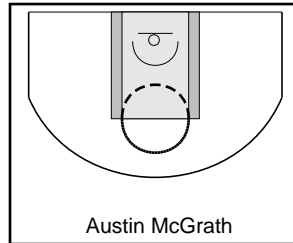
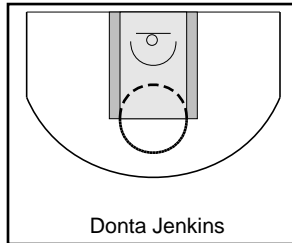
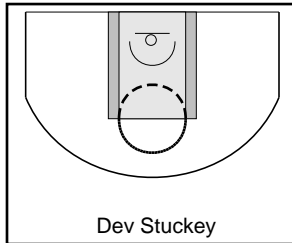
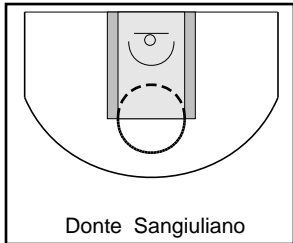
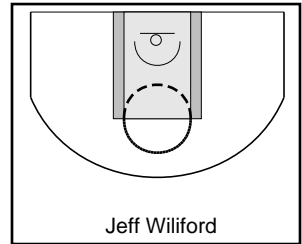
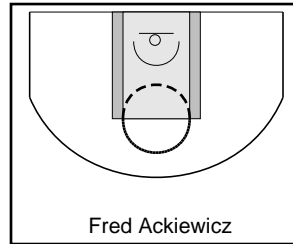
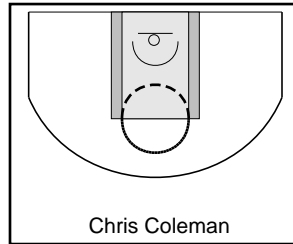
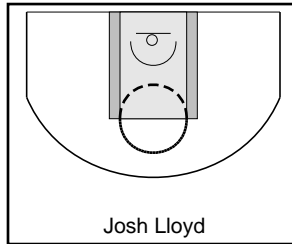
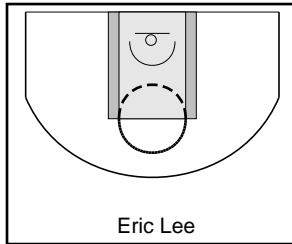
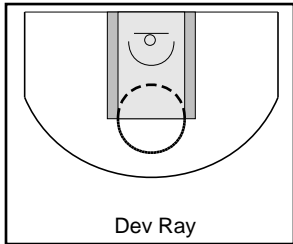
Ackiewicz BABY BLUE

5/17/17 Ashenfelter GOLD at Ackiewicz BABY BLUE

	1	2	T
Ashenfelter GOLD	27	34	61
Ackiewicz BABY	28	27	55



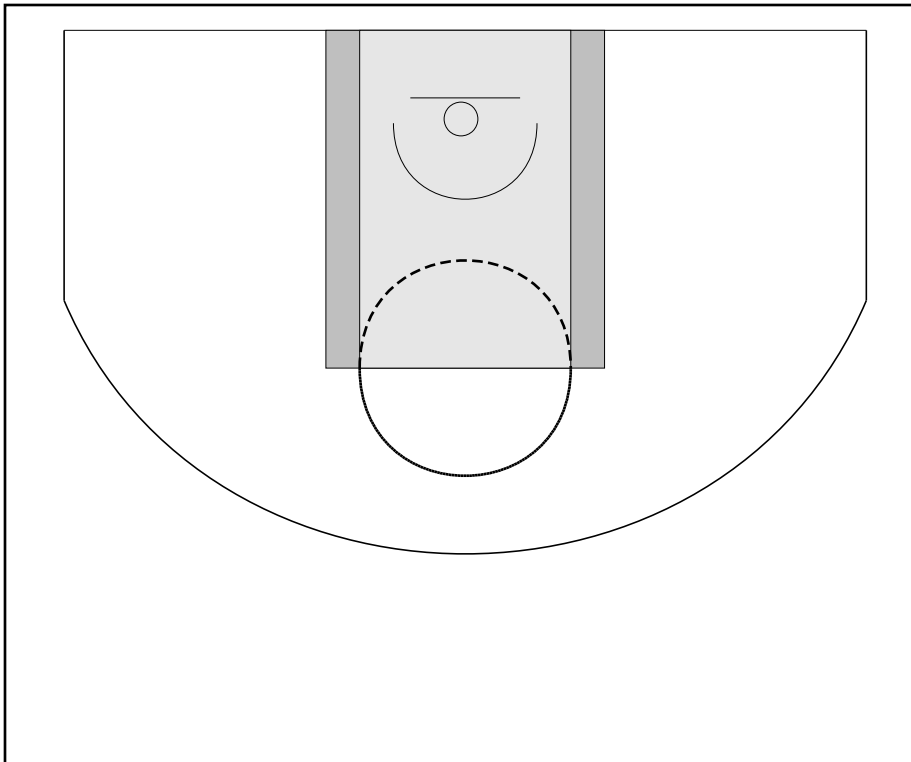
#	Name	G	MIN	FGM	FGA	FG%	2PM	2PA	2P%	3PM	3PA	3P%	FTM	FTA	FT%	OREB	DREB	REB	AST	STL	BLK	DEF	TO	PF	CHG	PM	PTS
0	Dev Ray	0	0	0	0	.000	0	0	.000	0	0	.000	0	0	.000	0	0	0	0	0	0	0	0	0	0	0	0
0	Eric Lee	0	0	0	0	.000	0	0	.000	0	0	.000	0	0	.000	0	0	0	0	0	0	0	0	0	0	0	0
3	Josh Lloyd	1	18	2	7	.286	2	3	.667	0	4	.000	1	2	.500	0	4	4	2	1	0	2	0	4	0	5	5
4	Chris Coleman	1	19	4	6	.667	4	6	.667	0	0	.000	0	2	.000	4	2	6	0	1	2	0	2	5	0	-6	8
5	Fred Ackiewicz	1	40	6	14	.429	1	6	.167	5	8	.625	0	0	.000	0	1	1	0	1	0	1	1	3	0	11	17
10	Jeff Wiliford	1	38	3	8	.375	3	7	.429	0	1	.000	0	2	.000	3	5	8	6	2	0	2	3	3	0	-6	6
11	Donte Sangiuliano	1	25	1	6	.167	0	0	.000	1	6	.167	0	0	.000	1	2	3	0	1	0	2	1	0	0	-16	3
13	Dev Stuckey	1	25	3	9	.333	3	4	.750	0	5	.000	0	2	.000	1	1	2	4	2	0	1	0	2	0	-12	6
20	Donta Jenkins	1	40	4	6	.667	4	4	1.000	0	2	.000	2	3	.667	1	4	5	0	0	0	0	1	2	0	-6	10
21	Austin McGrath	0	0	0	0	.000	0	0	.000	0	0	.000	0	0	.000	0	0	0	0	0	0	0	0	0	0	0	0
	TEAM	1	0	0	0	.000	0	0	.000	0	0	.000	0	0	.000	0	4	4	0	0	0	0	0	0	0	0	0
	TOTALS	1	40	23	56	.411	17	30	.567	6	26	.231	3	11	.273	10	23	33	12	8	2	8	8	19	0	-6	55



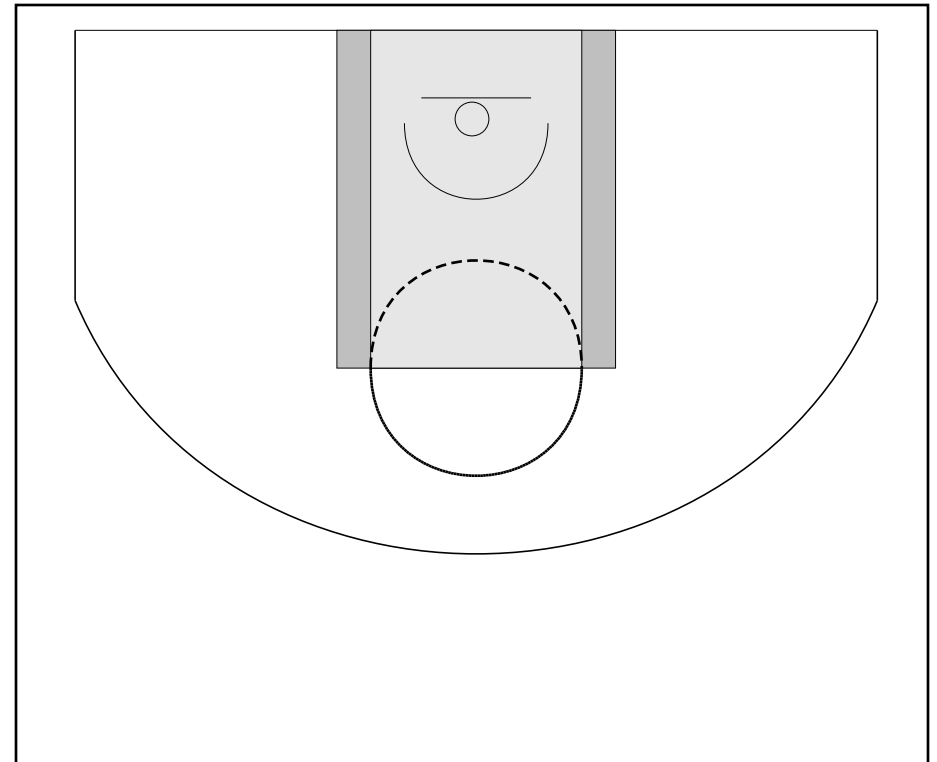
Game Summary Comparison

Statistic	Ashenfelter GOLD	Ackiewicz BABY BLUE
Points	61	55
<i>Field Goals</i>	18 / 52	23 / 56
<i>2 Point</i>	8 / 16	17 / 30
<i>3 Point</i>	10 / 36	6 / 26
<i>Free Throws</i>	15 / 23	3 / 11
Assists	10	12
Rebounds	38	33
<i>Offensive</i>	13	10
<i>Defensive</i>	25	23
Blocks	0	2
Steals	5	8
Deflections	5	8
Turnovers	10	8
Charges Taken	0	0
Personal Fouls	9	19

Ashenfelter GOLD



Ackiewicz BABY BLUE



Ashenfelter GOLD Turnovers

Period	Clock	Player	Turnover Type
1st Period	17:55	#14 Ronnie Fry	Other
1st Period	13:18	#13 Luke Mascio	Other
1st Period	8:39	#10 River Chesky	Other
1st Period	5:55	#12 Adam McKinlay	Other
2nd Period	19:10	#5 Jake Kuruk	Other
2nd Period	16:55	#14 Ronnie Fry	Other
2nd Period	15:56	#13 Luke Mascio	Other
2nd Period	15:36	#5 Jake Kuruk	Other
2nd Period	12:19	#14 Ronnie Fry	Other
2nd Period	11:41	#10 River Chesky	Other

Ashenfelter GOLD Fouls

Period	Clock	Player	Foul
1st Period	8:03	#10 River Chesky	Blocking (Def)
1st Period	7:08	#4 Taylor Holmstrom	Adjustment (Added)
1st Period	7:08	#13 Luke Mascio	Blocking (Def)
1st Period	3:29	#11 Kev Ashenfelter	Blocking (Def)
1st Period	2:45	#10 River Chesky	Blocking (Def)
1st Period	1:01	#13 Luke Mascio	Adjustment (Removed)
1st Period	0:59	#13 Luke Mascio	Adjustment (Added)
1st Period	0:58	#10 River Chesky	Adjustment (Removed)
2nd Period	19:27	#13 Luke Mascio	Pushing (Def)
2nd Period	19:10	#3 Kyle Chandler	Blocking (Def)
2nd Period	19:10	#4 Taylor Holmstrom	Blocking (Def)
2nd Period	19:10	#3 Kyle Chandler	Blocking (Def)
2nd Period	15:36	#11 Kev Ashenfelter	Blocking (Def)

Ackiewicz BABY BLUE Turnovers

Period	Clock	Player	Turnover Type
1st Period	19:29	#10 Jeff Wilford	Other
1st Period	13:09	#4 Chris Coleman	Other
2nd Period	19:58	#10 Jeff Wilford	Other
2nd Period	19:15	#4 Chris Coleman	Other
2nd Period	19:10	#11 Donte Sangiuliano	Other
2nd Period	16:55	#20 Donta Jenkins	Other
2nd Period	16:55	#10 Jeff Wilford	Other
2nd Period	15:36	#5 Fred Ackiewicz	Other

Ackiewicz BABY BLUE Fouls

Period	Clock	Player	Foul
1st Period	9:30	#4 Chris Coleman	Blocking (Def)
1st Period	9:11	#3 Josh Lloyd	Blocking (Def)
1st Period	8:54	#3 Josh Lloyd	Blocking (Def)
1st Period	7:08	#4 Chris Coleman	Blocking (Def)
1st Period	7:08	#4 Chris Coleman	Blocking (Def)
1st Period	7:08	#4 Chris Coleman	Adjustment (Removed)
1st Period	6:31	#3 Josh Lloyd	Blocking (Def)
1st Period	2:32	#10 Jeff Wilford	Blocking (Def)
1st Period	1:36	#4 Chris Coleman	Blocking (Def)
1st Period	0:56	#10 Jeff Wilford	Adjustment (Added)
1st Period	0:54	#10 Jeff Wilford	Adjustment (Removed)
2nd Period	19:58	#10 Jeff Wilford	Blocking (Def)
2nd Period	19:10	#3 Josh Lloyd	Blocking (Def)
2nd Period	19:10	#4 Chris Coleman	Blocking (Def)
2nd Period	16:55	#20 Donta Jenkins	Blocking (Def)
2nd Period	15:38	#5 Fred Ackiewicz	Blocking (Def)
2nd Period	15:36	#5 Fred Ackiewicz	Blocking (Def)
2nd Period	15:36	#4 Chris Coleman	Blocking (Def)
2nd Period	14:56	#20 Donta Jenkins	Blocking (Def)
2nd Period	14:13	#13 Dev Stuckey	Blocking (Def)
2nd Period	13:17	#10 Jeff Wilford	Blocking (Def)
2nd Period	12:51	#5 Fred Ackiewicz	Blocking (Def)
2nd Period	12:11	#13 Dev Stuckey	Blocking (Def)