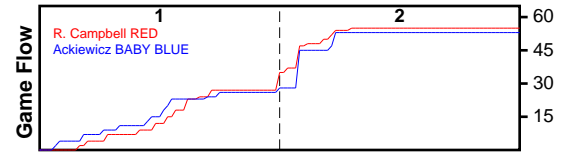


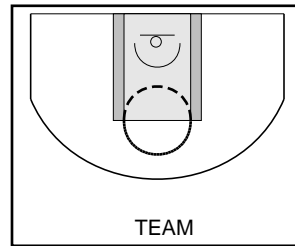
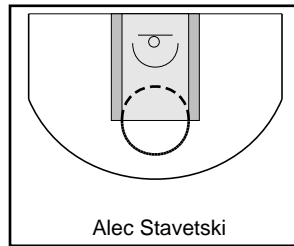
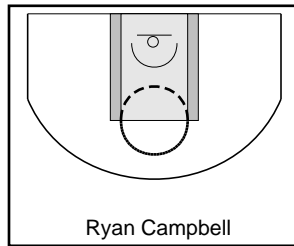
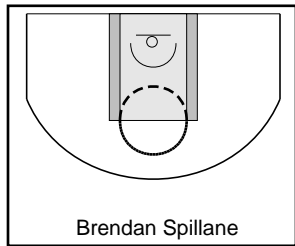
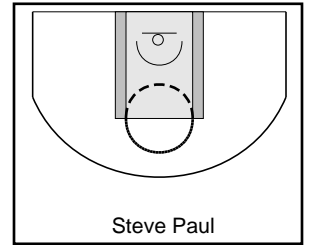
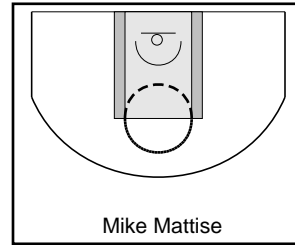
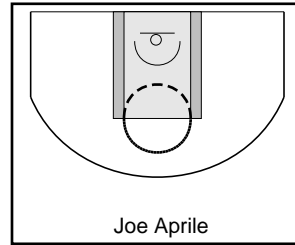
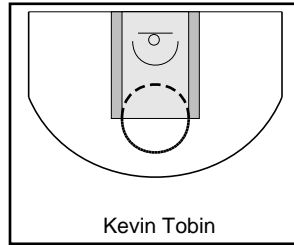
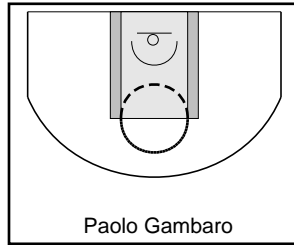
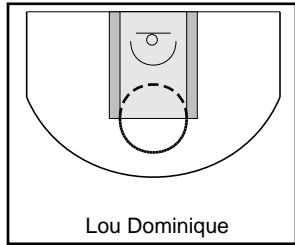
R. Campbell RED

5/15/17 R. Campbell RED at Ackiewicz BABY BLUE

| | 1 | 2 | T |
|-----------------|----|----|----|
| R. Campbell RED | 27 | 28 | 55 |
| Ackiewicz BABY | 26 | 27 | 53 |



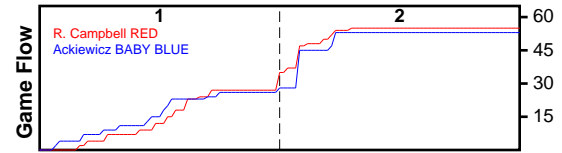
| # | Name | G | MIN | FGM | FGA | FG% | 2PM | 2PA | 2P% | 3PM | 3PA | 3P% | FTM | FTA | FT% | OREB | DREB | REB | AST | STL | BLK | DEF | TO | PF | CHG | PM | PTS |
|----|------------------|----------|-----------|-----------|-----------|-------------|-----------|-----------|-------------|----------|-----------|-------------|-----------|-----------|-------------|----------|-----------|-----------|-----------|----------|----------|----------|-----------|----------|----------|----------|-----------|
| 0 | Lou Dominique | 0 | 0 | 0 | 0 | .000 | 0 | 0 | .000 | 0 | 0 | .000 | 0 | 0 | .000 | 0 | 0 | 0 | 0 | 0 | 0 | 0 | 0 | 0 | 0 | 0 | 0 |
| 3 | Paolo Gambaro | 1 | 15 | 0 | 1 | .000 | 0 | 0 | .000 | 0 | 1 | .000 | 2 | 2 | 1.000 | 0 | 0 | 0 | 0 | 0 | 0 | 0 | 2 | 0 | 0 | -3 | 2 |
| 4 | Kevin Tobin | 1 | 31 | 0 | 1 | .000 | 0 | 0 | .000 | 0 | 1 | .000 | 2 | 2 | 1.000 | 0 | 7 | 7 | 2 | 0 | 0 | 0 | 3 | 0 | 0 | -6 | 2 |
| 5 | Joe Aprile | 1 | 9 | 1 | 2 | .500 | 0 | 0 | .000 | 1 | 2 | .500 | 0 | 0 | .000 | 0 | 0 | 0 | 0 | 0 | 0 | 0 | 0 | 2 | 0 | 5 | 3 |
| 10 | Mike Mattise | 1 | 25 | 1 | 3 | .333 | 1 | 2 | .500 | 0 | 1 | .000 | 0 | 0 | .000 | 0 | 0 | 0 | 1 | 1 | 0 | 0 | 0 | 1 | 0 | 8 | 2 |
| 11 | Steve Paul | 1 | 40 | 4 | 6 | .667 | 3 | 5 | .600 | 1 | 1 | 1.000 | 1 | 2 | .500 | 7 | 2 | 9 | 0 | 2 | 1 | 0 | 3 | 2 | 0 | 8 | 10 |
| 12 | Brendan Spillane | 1 | 11 | 1 | 1 | 1.000 | 0 | 0 | .000 | 1 | 1 | 1.000 | 0 | 0 | .000 | 0 | 0 | 0 | 2 | 0 | 0 | 0 | 0 | 0 | 0 | 3 | 3 |
| 13 | Ryan Campbell | 1 | 33 | 4 | 7 | .571 | 3 | 4 | .750 | 1 | 3 | .333 | 1 | 2 | .500 | 0 | 1 | 1 | 4 | 1 | 0 | 0 | 8 | 0 | 0 | -4 | 10 |
| 15 | Alec Stavetski | 1 | 40 | 7 | 17 | .412 | 3 | 6 | .500 | 4 | 11 | .364 | 5 | 8 | .625 | 1 | 7 | 8 | 2 | 0 | 1 | 0 | 1 | 2 | 0 | 2 | 23 |
| | TEAM | 1 | 0 | 0 | 0 | .000 | 0 | 0 | .000 | 0 | 0 | .000 | 0 | 0 | .000 | 0 | 0 | 0 | 0 | 0 | 0 | 0 | 1 | 1 | 0 | 0 | 0 |
| | TOTALS | 1 | 40 | 18 | 38 | .474 | 10 | 17 | .588 | 8 | 21 | .381 | 11 | 16 | .688 | 8 | 17 | 25 | 11 | 4 | 2 | 0 | 18 | 8 | 0 | 2 | 55 |



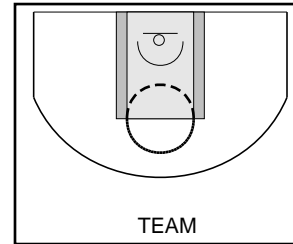
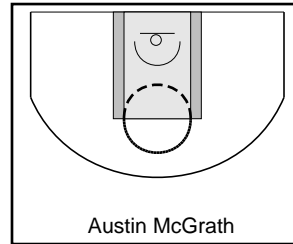
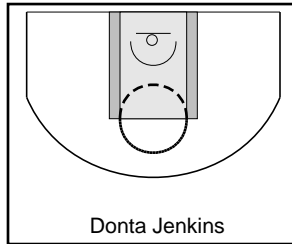
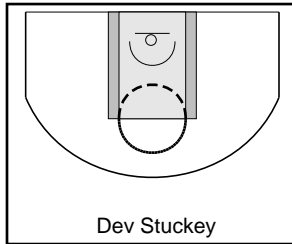
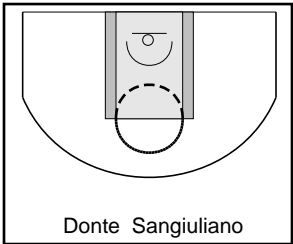
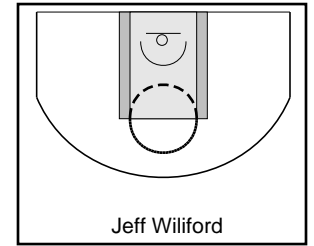
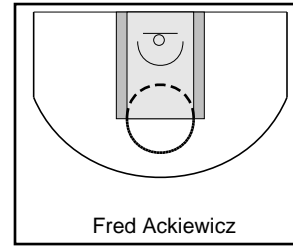
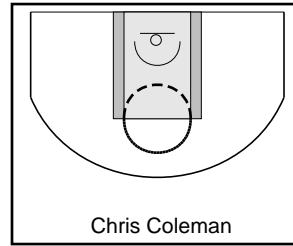
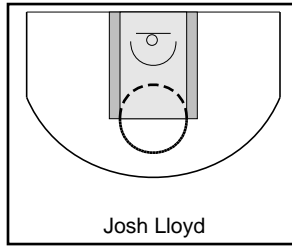
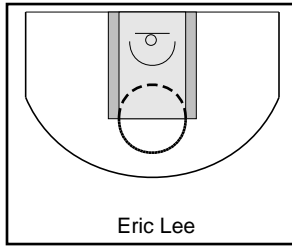
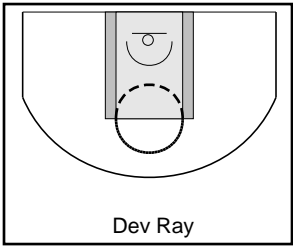
Ackiewicz BABY BLUE

5/15/17 R. Campbell RED at Ackiewicz BABY BLUE

| | 1 | 2 | T |
|-----------------|----|----|----|
| R. Campbell RED | 27 | 28 | 55 |
| Ackiewicz BABY | 26 | 27 | 53 |



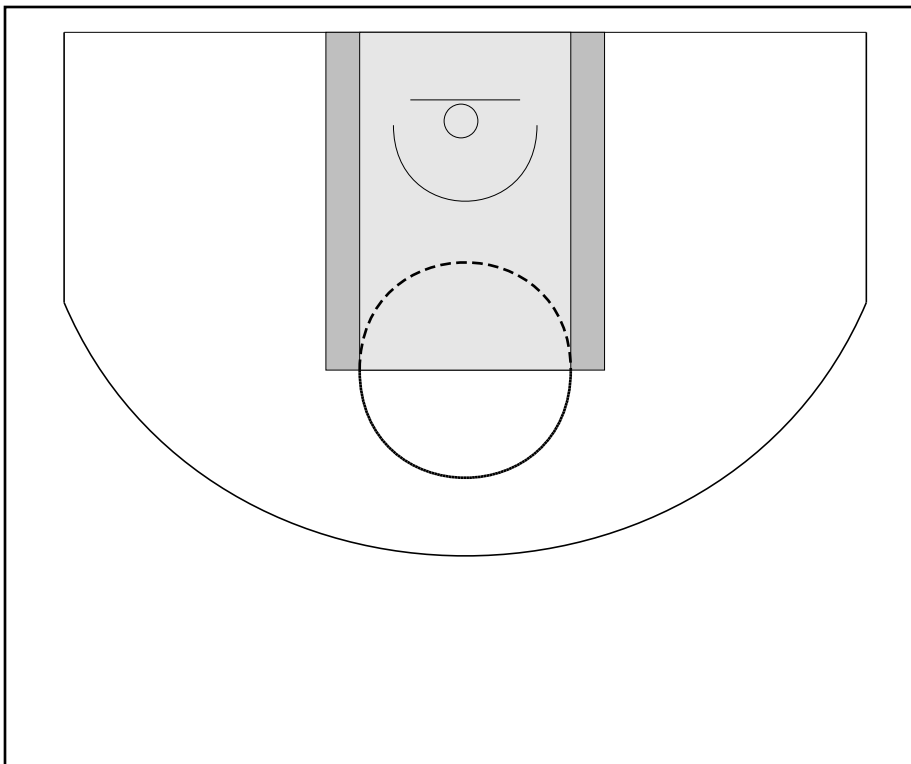
| # | Name | G | MIN | FGM | FGA | FG% | 2PM | 2PA | 2P% | 3PM | 3PA | 3P% | FTM | FTA | FT% | OREB | DREB | REB | AST | STL | BLK | DEF | TO | PF | CHG | PM | PTS |
|----|-------------------|----------|-----------|-----------|-----------|-------------|-----------|-----------|-------------|----------|-----------|-------------|----------|----------|-------------|----------|-----------|-----------|-----------|-----------|----------|----------|----------|-----------|----------|-----------|-----------|
| 0 | Dev Ray | 0 | 0 | 0 | 0 | .000 | 0 | 0 | .000 | 0 | 0 | .000 | 0 | 0 | .000 | 0 | 0 | 0 | 0 | 0 | 0 | 0 | 0 | 0 | 0 | 0 | 0 |
| 0 | Eric Lee | 0 | 0 | 0 | 0 | .000 | 0 | 0 | .000 | 0 | 0 | .000 | 0 | 0 | .000 | 0 | 0 | 0 | 0 | 0 | 0 | 0 | 0 | 0 | 0 | 0 | 0 |
| 3 | Josh Lloyd | 1 | 33 | 3 | 8 | .375 | 1 | 3 | .333 | 2 | 5 | .400 | 0 | 0 | .000 | 0 | 1 | 1 | 1 | 2 | 0 | 0 | 3 | 2 | 1 | -2 | 8 |
| 4 | Chris Coleman | 1 | 21 | 3 | 5 | .600 | 3 | 5 | .600 | 0 | 0 | .000 | 0 | 0 | .000 | 0 | 4 | 4 | 0 | 3 | 1 | 0 | 1 | 2 | 0 | -4 | 6 |
| 5 | Fred Ackiewicz | 1 | 30 | 3 | 10 | .300 | 2 | 4 | .500 | 1 | 6 | .167 | 0 | 0 | .000 | 0 | 2 | 2 | 0 | 0 | 0 | 0 | 1 | 2 | 0 | -9 | 7 |
| 10 | Jeff Wiliford | 1 | 36 | 9 | 11 | .818 | 8 | 10 | .800 | 1 | 1 | 1.000 | 1 | 2 | .500 | 3 | 0 | 3 | 4 | 1 | 0 | 0 | 1 | 0 | 0 | 2 | 20 |
| 11 | Donte Sangiuliano | 1 | 25 | 0 | 4 | .000 | 0 | 1 | .000 | 0 | 3 | .000 | 0 | 0 | .000 | 0 | 0 | 0 | 2 | 2 | 0 | 0 | 1 | 1 | 0 | -2 | 0 |
| 13 | Dev Stuckey | 1 | 11 | 3 | 7 | .429 | 3 | 4 | .750 | 0 | 3 | .000 | 0 | 0 | .000 | 0 | 4 | 4 | 4 | 3 | 0 | 0 | 1 | 2 | 0 | 10 | 6 |
| 20 | Donta Jenkins | 1 | 33 | 1 | 6 | .167 | 0 | 4 | .000 | 1 | 2 | .500 | 1 | 2 | .500 | 1 | 2 | 3 | 1 | 0 | 1 | 0 | 1 | 0 | 0 | -10 | 4 |
| 21 | Austin McGrath | 1 | 14 | 1 | 4 | .250 | 1 | 4 | .250 | 0 | 0 | .000 | 0 | 2 | .000 | 1 | 3 | 4 | 0 | 0 | 0 | 0 | 0 | 3 | 0 | 5 | 2 |
| | TEAM | 0 | 0 | 0 | 0 | .000 | 0 | 0 | .000 | 0 | 0 | .000 | 0 | 0 | .000 | 0 | 0 | 0 | 0 | 0 | 0 | 0 | 0 | 0 | 0 | 0 | |
| | TOTALS | 1 | 40 | 23 | 55 | .418 | 18 | 35 | .514 | 5 | 20 | .250 | 2 | 6 | .333 | 5 | 16 | 21 | 12 | 11 | 2 | 0 | 9 | 12 | 1 | -2 | 53 |



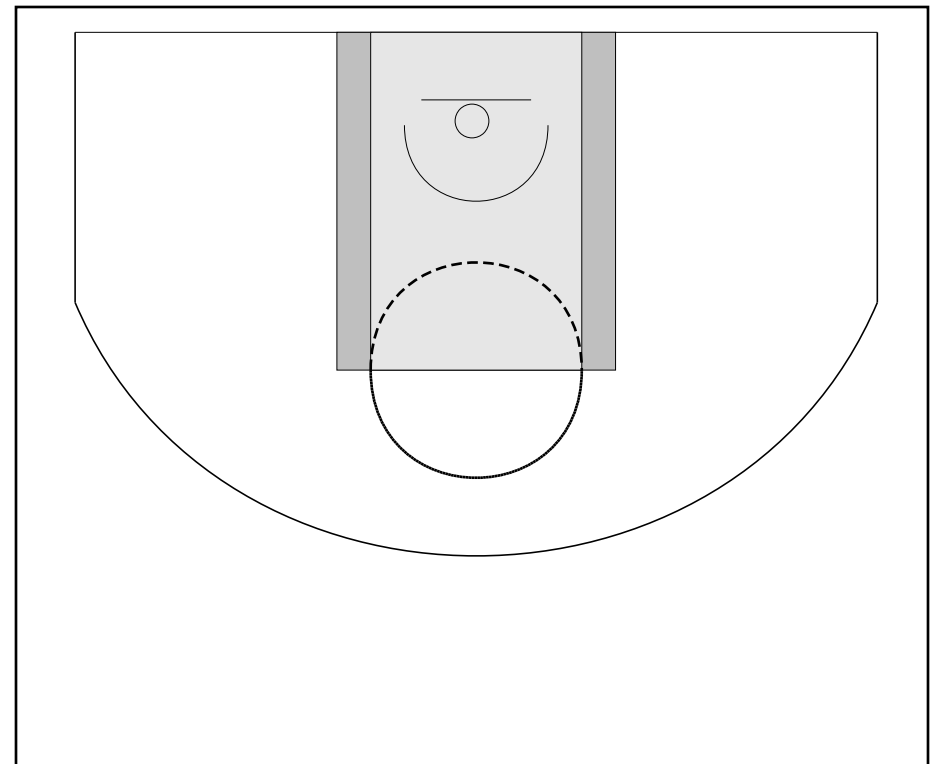
Game Summary Comparison

| Statistic | R. Campbell RED | Ackiewicz BABY BLUE |
|--------------------|-----------------|---------------------|
| Points | 55 | 53 |
| <i>Field Goals</i> | 18 / 38 | 23 / 55 |
| <i>2 Point</i> | 10 / 17 | 18 / 35 |
| <i>3 Point</i> | 8 / 21 | 5 / 20 |
| <i>Free Throws</i> | 11 / 16 | 2 / 6 |
| Assists | 11 | 12 |
| Rebounds | 25 | 21 |
| <i>Offensive</i> | 8 | 5 |
| <i>Defensive</i> | 17 | 16 |
| Blocks | 2 | 2 |
| Steals | 4 | 11 |
| Deflections | 0 | 0 |
| Turnovers | 18 | 9 |
| Charges Taken | 0 | 1 |
| Personal Fouls | 8 | 12 |

R. Campbell RED



Ackiewicz BABY BLUE



R. Campbell RED Turnovers

| Period | Clock | Player | Turnover Type |
|------------|-------|-------------------|---------------|
| 1st Period | 15:44 | #3 Paolo Gambaro | Other |
| 1st Period | 15:25 | #13 Ryan Campbell | Other |
| 1st Period | 13:05 | #13 Ryan Campbell | Other |
| 1st Period | 12:41 | #11 Steve Paul | Other |
| 1st Period | 11:42 | #4 Kevin Tobin | Other |
| 1st Period | 10:40 | #4 Kevin Tobin | Other |
| 1st Period | 9:22 | #3 Paolo Gambaro | Other |
| 1st Period | 7:34 | #4 Kevin Tobin | Other |
| 2nd Period | 19:27 | #13 Ryan Campbell | Other |
| 2nd Period | 18:22 | #11 Steve Paul | Other |
| 2nd Period | 18:12 | #13 Ryan Campbell | Other |
| 2nd Period | 18:05 | #13 Ryan Campbell | Other |
| 2nd Period | 16:46 | #13 Ryan Campbell | Other |
| 2nd Period | 15:16 | #13 Ryan Campbell | Other |
| 2nd Period | 15:16 | #11 Steve Paul | Other |
| 2nd Period | 15:16 | #13 Ryan Campbell | Other |

R. Campbell RED Fouls

| Period | Clock | Player | Foul |
|------------|-------|--------------------|----------------|
| 1st Period | 12:05 | #11 Steve Paul | Pushing (Def) |
| 1st Period | 7:02 | #5 Joe Aprile | Holding (Def) |
| 1st Period | 5:46 | #5 Joe Aprile | Blocking (Def) |
| 2nd Period | 19:51 | #15 Alec Stavetski | Pushing (Def) |
| 2nd Period | 15:16 | The team | Charging (Off) |
| 2nd Period | 15:16 | #15 Alec Stavetski | Charging (Off) |
| 2nd Period | 15:16 | #10 Mike Mattise | Pushing (Def) |
| 2nd Period | 13:30 | #11 Steve Paul | Holding (Def) |

Ackiewicz BABY BLUE Turnovers

| Period | Clock | Player | Turnover Type |
|------------|-------|-----------------------|---------------|
| 1st Period | 11:32 | #13 Dev Stuckey | Other |
| 1st Period | 10:04 | #11 Donte Sangiuliano | Other |
| 1st Period | 7:26 | #3 Josh Lloyd | Other |
| 1st Period | 7:24 | #3 Josh Lloyd | Other |
| 1st Period | 4:18 | #20 Donta Jenkins | Other |
| 2nd Period | 19:51 | #5 Fred Ackiewicz | Other |
| 2nd Period | 19:51 | #10 Jeff Wilford | Other |
| 2nd Period | 19:21 | #3 Josh Lloyd | Other |
| 2nd Period | 17:25 | #4 Chris Coleman | Other |

Ackiewicz BABY BLUE Fouls

| Period | Clock | Player | Foul |
|------------|-------|-----------------------|-------------------|
| 1st Period | 16:45 | #5 Fred Ackiewicz | Reaching in (Def) |
| 1st Period | 15:58 | #21 Austin McGrath | Pushing (Def) |
| 1st Period | 11:27 | #11 Donte Sangiuliano | Pushing (Def) |
| 1st Period | 11:27 | #21 Austin McGrath | Blocking (Def) |
| 1st Period | 7:24 | #3 Josh Lloyd | Pushing (Def) |
| 1st Period | 6:29 | #5 Fred Ackiewicz | Pushing (Def) |
| 2nd Period | 19:51 | #3 Josh Lloyd | Holding (Def) |
| 2nd Period | 18:12 | #13 Dev Stuckey | Tripping (Def) |
| 2nd Period | 18:05 | #21 Austin McGrath | Blocking (Def) |
| 2nd Period | 15:16 | #4 Chris Coleman | Holding (Def) |
| 2nd Period | 14:53 | #13 Dev Stuckey | Holding (Def) |
| 2nd Period | 14:40 | #4 Chris Coleman | Holding (Def) |