


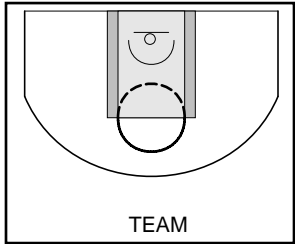
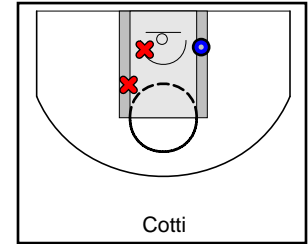
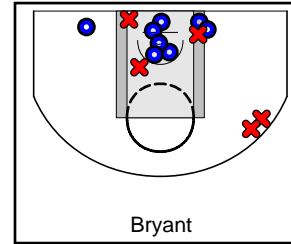
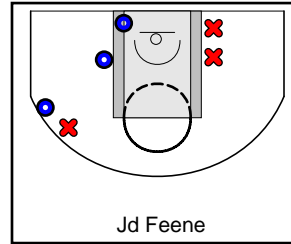
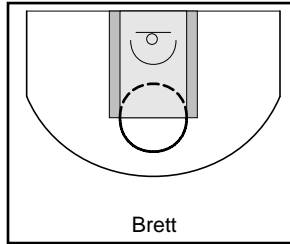
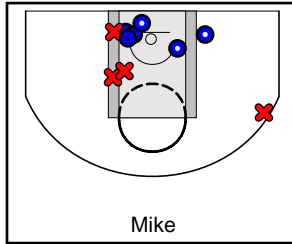
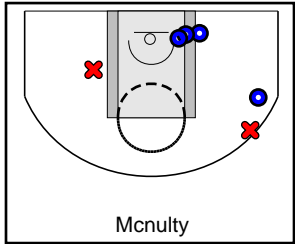
Baby Blue B

5/14/18 Baby Blue B at Grey B

	1	2	T
Baby Blue B	48	22	70
Grey B	12	18	30




#	Name	G	MIN	FGM	FGA	FG%	2PM	2PA	2P%	3PM	3PA	3P%	FTM	FTA	FT%	OREB	DREB	REB	AST	STL	BLK	DEF	TO	PF	CHG	PM	PTS
3	McNulty	1	0	4	6	.667	3	4	.750	1	2	.500	3	5	.600	1	3	4	0	0	1	0	1	1	0	39	12
4	Mike	1	0	6	10	.600	6	9	.667	0	1	.000	3	6	.500	1	7	8	3	0	0	0	0	0	0	39	15
11	Brett	1	0	0	0	.000	0	0	.000	0	0	.000	0	0	.000	0	0	0	0	0	0	0	0	0	0	0	0
12	Jd Feene	1	0	3	6	.500	2	4	.500	1	2	.500	2	2	1.000	0	4	4	3	0	0	0	1	0	0	39	9
13	Bryant	1	0	11	16	.688	10	13	.769	1	3	.333	5	8	.625	7	6	13	2	1	0	1	1	1	0	39	28
14	Cotti	1	0	1	3	.333	1	3	.333	0	0	.000	0	0	.000	1	4	5	1	1	1	0	2	2	0	39	2
	TEAM	1	0	2	2	1.000	2	2	1.000	0	0	.000	0	0	.000	0	2	2	0	0	0	0	0	0	0	0	4
	TOTALS	1	0	27	43	.628	24	35	.686	3	8	.375	13	21	.619	10	26	36	9	2	2	1	5	4	0	40	70



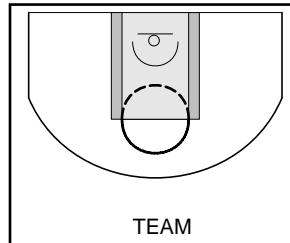
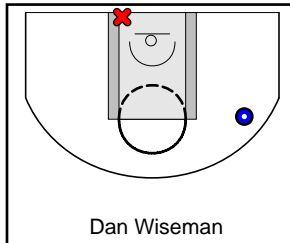
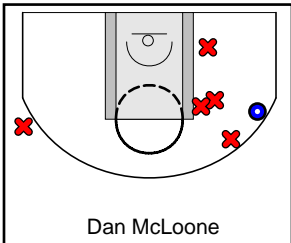
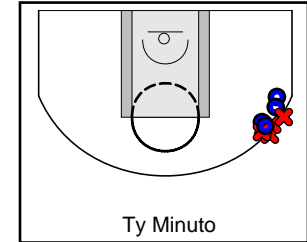

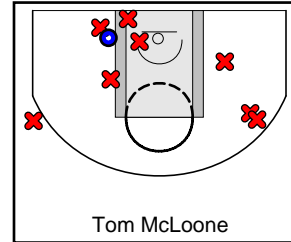
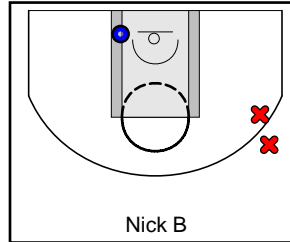
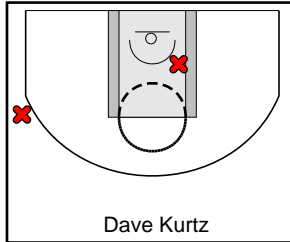
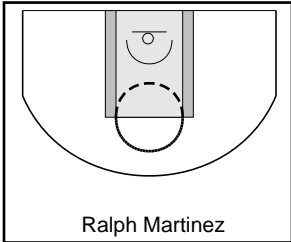
Grey B

5/14/18 Baby Blue B at Grey B

	1	2	T
Baby Blue B	48	22	70
Grey B	12	18	30



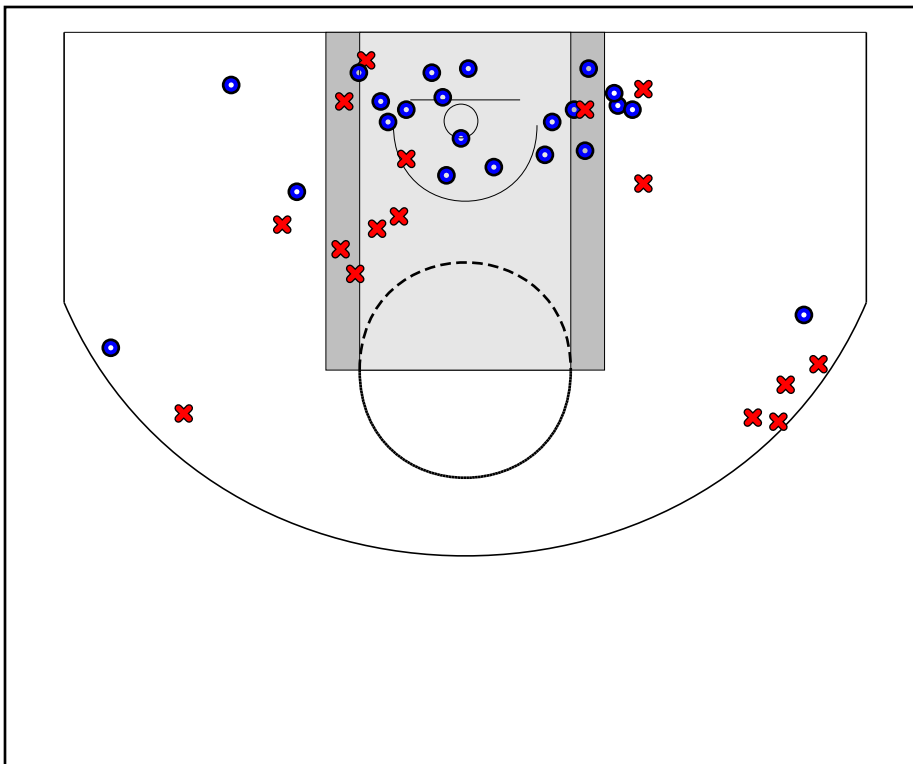
#	Name	G	MIN	FGM	FGA	FG%	2PM	2PA	2P%	3PM	3PA	3P%	FTM	FTA	FT%	OREB	DREB	REB	AST	STL	BLK	DEF	TO	PF	CHG	PM	PTS
3	Ralph Martinez	0	0	0	0	.000	0	0	.000	0	0	.000	0	0	.000	0	0	0	0	0	0	0	0	0	0	0	0
5	Dave Kurtz	1	0	0	2	.000	0	1	.000	0	1	.000	0	0	.000	0	1	1	1	0	0	0	1	0	0	-39	0
10	Nick B	1	0	1	3	.333	1	1	1.000	0	2	.000	0	0	.000	0	2	2	0	0	0	0	1	3	0	-28	2
11	Tom McLoone	1	0	1	10	.100	1	8	.125	0	2	.000	2	4	.500	0	1	1	0	0	0	0	2	1	0	-39	4
12	Sean Gibbons	1	0	0	4	.000	0	3	.000	0	1	.000	2	2	1.000	2	1	3	1	0	0	0	0	1	0	-40	2
13	Ty Minuto	1	0	4	9	.444	0	0	.000	4	9	.444	0	0	.000	0	2	2	0	0	0	0	1	1	0	-27	12
20	Dan McLoone	1	0	1	6	.167	0	2	.000	1	4	.250	2	2	1.000	0	3	3	1	0	0	0	2	1	0	-4	5
21	Dan Wiseman	1	0	1	2	.500	0	1	.000	1	1	1.000	0	0	.000	0	1	1	0	0	0	0	0	3	0	-18	3
	TEAM	1	0	1	1	1.000	1	1	1.000	0	0	.000	0	0	.000	0	1	1	0	0	0	0	1	4	0	0	2
	TOTALS	1	0	9	37	.243	3	17	.176	6	20	.300	6	8	.750	2	12	14	3	0	0	0	8	14	0	-40	30



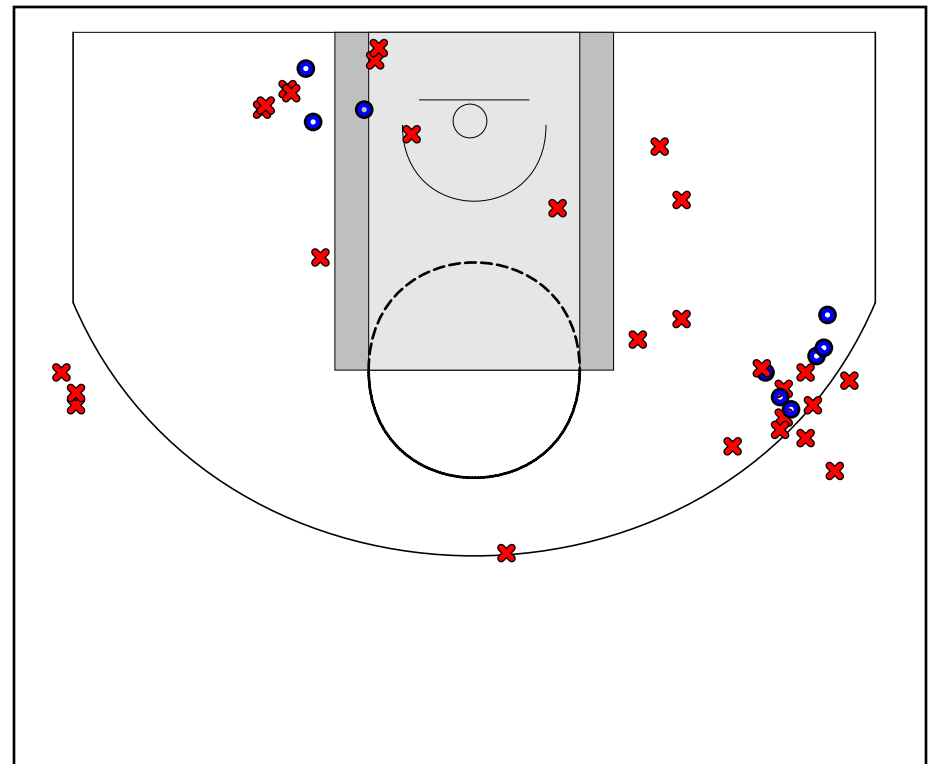
Game Summary Comparison

Statistic	Baby Blue B	Grey B
Points	70	30
<i>Field Goals</i>	27 / 43	9 / 37
<i>2 Point</i>	24 / 35	3 / 17
<i>3 Point</i>	3 / 8	6 / 20
<i>Free Throws</i>	13 / 21	6 / 8
Assists	9	3
Rebounds	36	14
<i>Offensive</i>	10	2
<i>Defensive</i>	26	12
Blocks	2	0
Steals	2	0
Deflections	1	0
Turnovers	5	8
Charges Taken	0	0
Personal Fouls	4	14

Baby Blue B



Grey B



Baby Blue B Turnovers

Period	Clock	Player	Turnover Type
1st Period	0:00	#3 McNulty	Other
1st Period	0:00	#13 Bryant	Other
2nd Period	0:00	#14 Cotti	Other
2nd Period	0:00	#14 Cotti	Other
2nd Period	0:00	#12 Jd Feene	Other

Baby Blue B Fouls

Period	Clock	Player	Foul
1st Period	0:00	#14 Cotti	Other (Def)
1st Period	0:00	#13 Bryant	Other (Def)
2nd Period	0:00	#14 Cotti	Other (Def)
2nd Period	0:00	#3 McNulty	Other (Def)

Grey B Turnovers

Period	Clock	Player	Turnover Type
1st Period	0:00	#5 Dave Kurtz	Other
1st Period	0:00	#11 Tom McLoone	Other
1st Period	0:00	#20 Dan McLoone	Other
1st Period	0:00	#10 Nick B	Other
2nd Period	0:00	#20 Dan McLoone	Other
2nd Period	0:00	Team	Other
2nd Period	0:00	#11 Tom McLoone	Other
2nd Period	0:00	#13 Ty Minuto	Other

Grey B Fouls

Period	Clock	Player	Foul
1st Period	0:00	#12 Sean Gibbons	Other (Def)
1st Period	0:00	#21 Dan Wiseman	Other (Def)
1st Period	0:00	#21 Dan Wiseman	Other (Def)
1st Period	0:00	#11 Tom McLoone	Other (Def)
1st Period	0:00	The team	Other (Def)
1st Period	0:00	The team	Other (Def)
1st Period	0:00	#21 Dan Wiseman	Other (Def)
1st Period	0:00	#10 Nick B	Other (Def)
1st Period	0:00	The team	Other (Def)
1st Period	0:00	#20 Dan McLoone	Other (Def)
1st Period	0:00	#10 Nick B	Other (Def)
1st Period	0:00	#10 Nick B	Other (Def)
1st Period	0:00	#13 Ty Minuto	Other (Def)
2nd Period	0:00	The team	Other (Def)