

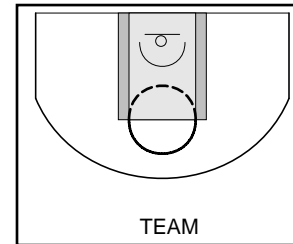
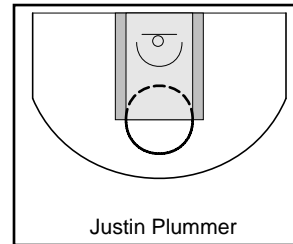
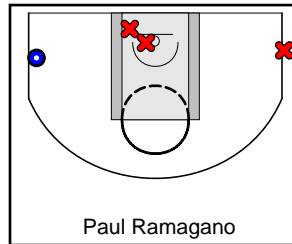
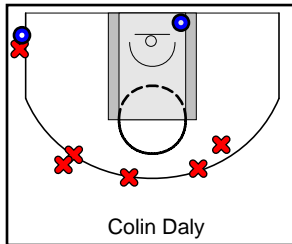
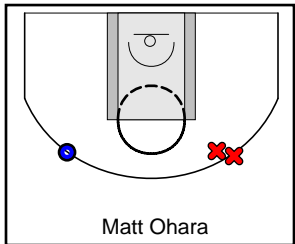
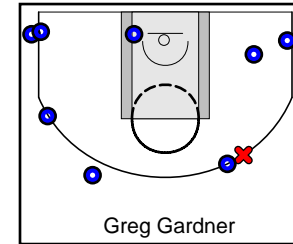
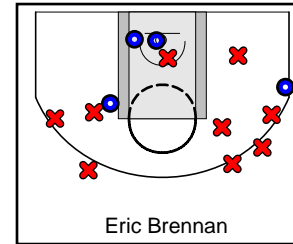
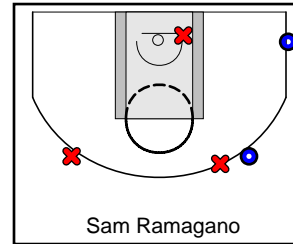
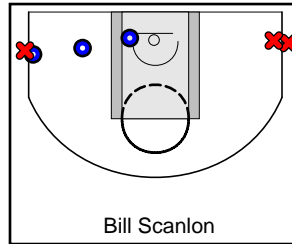
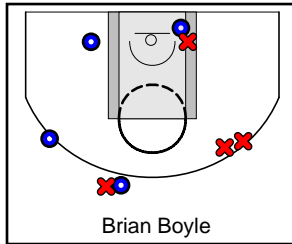
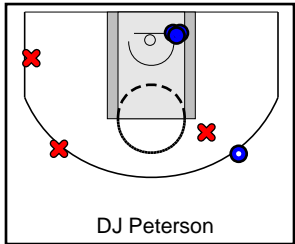
# Teal

5/10/18 Teal at Purple

	1	2	T
Teal	44	37	81
Purple	40	29	69




#	Name	G	MIN	FGM	FGA	FG%	2PM	2PA	2P%	3PM	3PA	3P%	FTM	FTA	FT%	OREB	DREB	REB	AST	STL	BLK	DEF	TO	PF	CHG	PM	PTS
3	DJ Peterson	1	0	4	7	.571	3	4	.750	1	3	.333	2	2	1.000	3	4	7	2	0	2	0	0	1	0	6	11
4	Brian Boyle	1	0	4	8	.500	2	3	.667	2	5	.400	3	3	1.000	0	1	1	5	0	0	0	0	0	0	11	13
5	Bill Scanlon	1	0	3	6	.500	2	2	1.000	1	4	.250	0	0	.000	1	0	1	0	0	0	0	0	0	0	8	7
10	Sam Ramagano	1	0	2	5	.400	0	1	.000	2	4	.500	0	0	.000	0	0	0	2	0	0	0	0	1	0	3	6
11	Eric Brennan	1	0	4	13	.308	3	7	.429	1	6	.167	0	0	.000	1	8	9	5	1	1	0	3	3	0	12	9
12	Greg Gardner	1	0	8	9	.889	2	2	1.000	6	7	.857	0	0	.000	3	4	7	2	0	0	0	0	3	0	14	22
12	Matt O'hara	1	0	1	3	.333	0	0	.000	1	3	.333	2	2	1.000	1	1	2	1	0	1	0	0	3	0	2	5
13	Colin Daly	1	0	2	8	.250	1	1	1.000	1	7	.143	0	0	.000	0	2	2	0	0	0	0	0	1	0	8	5
14	Paul Ramagano	1	0	1	4	.250	0	2	.000	1	2	.500	0	0	.000	2	3	5	1	0	0	0	2	1	0	-4	3
20	Justin Plummer	0	0	0	0	.000	0	0	.000	0	0	.000	0	0	.000	0	0	0	0	0	0	0	0	0	0	0	0
	TEAM	0	0	0	0	.000	0	0	.000	0	0	.000	0	0	.000	0	0	0	0	0	0	0	0	0	0	0	0
	<b>TOTALS</b>	<b>1</b>	<b>0</b>	<b>29</b>	<b>63</b>	<b>.460</b>	<b>13</b>	<b>22</b>	<b>.591</b>	<b>16</b>	<b>41</b>	<b>.390</b>	<b>7</b>	<b>7</b>	<b>1.000</b>	<b>11</b>	<b>23</b>	<b>34</b>	<b>18</b>	<b>1</b>	<b>4</b>	<b>0</b>	<b>5</b>	<b>13</b>	<b>0</b>	<b>12</b>	<b>81</b>



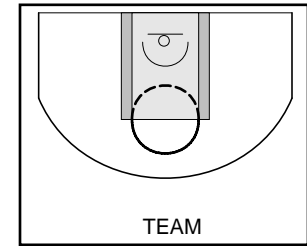

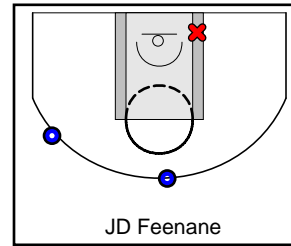
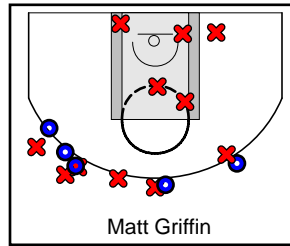
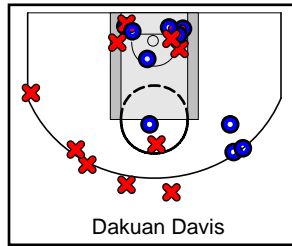
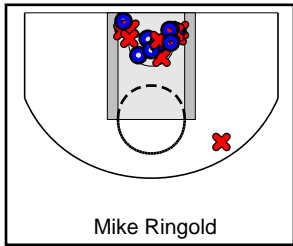
# Purple

5/10/18 Teal at Purple

	1	2	T
Teal	44	37	81
Purple	40	29	69



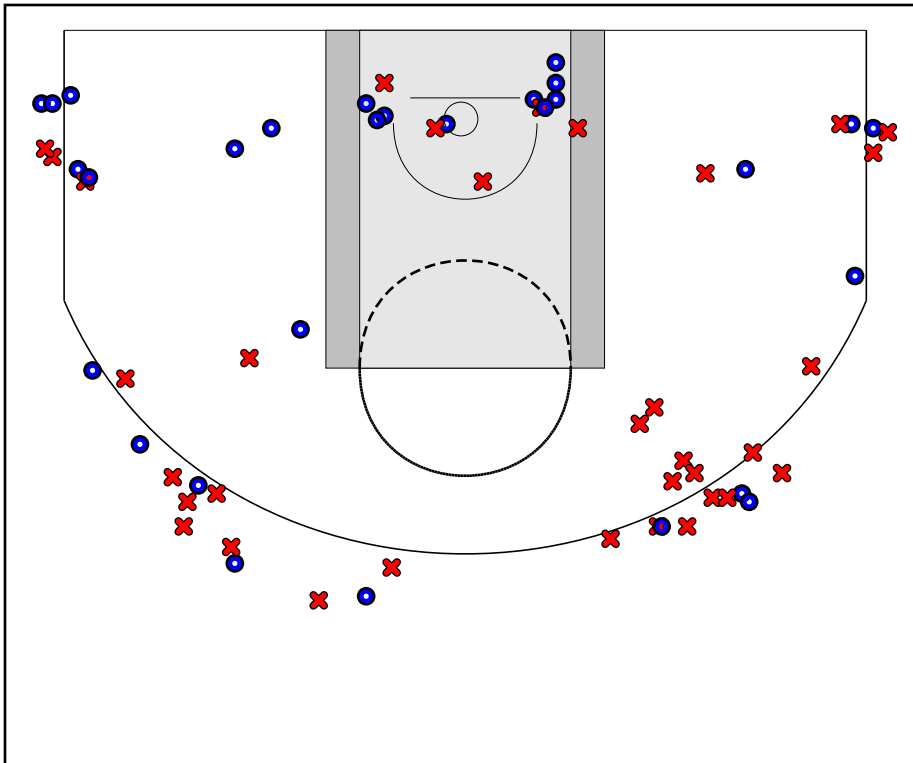
#	Name	G	MIN	FGM	FGA	FG%	2PM	2PA	2P%	3PM	3PA	3P%	FTM	FTA	FT%	OREB	DREB	REB	AST	STL	BLK	DEF	TO	PF	CHG	PM	PTS
4	Mike Ringold	1	0	9	20	.450	9	19	.474	0	1	.000	0	0	.000	10	3	13	3	1	3	1	0	2	0	-12	18
10	Dakuan Davis	1	0	10	21	.476	8	14	.571	2	7	.286	5	8	.625	3	2	5	4	0	0	1	3	1	0	-12	27
11	Matt Griffin	1	0	5	16	.312	0	5	.000	5	11	.455	0	0	.000	0	4	4	4	1	0	0	1	2	0	-12	15
12	JD Feenane	1	0	2	3	.667	0	1	.000	2	2	1.000	0	0	.000	0	3	3	0	0	0	0	0	3	0	-12	6
15	James Morene	1	0	0	6	.000	0	5	.000	0	1	.000	3	5	.600	2	10	12	1	0	0	0	0	2	0	-12	3
	TEAM	1	0	0	0	.000	0	0	.000	0	0	.000	0	0	.000	0	1	1	0	0	0	0	0	0	0	0	0
	<b>TOTALS</b>	<b>1</b>	<b>0</b>	<b>26</b>	<b>66</b>	<b>.394</b>	<b>17</b>	<b>44</b>	<b>.386</b>	<b>9</b>	<b>22</b>	<b>.409</b>	<b>8</b>	<b>13</b>	<b>.615</b>	<b>15</b>	<b>23</b>	<b>38</b>	<b>12</b>	<b>2</b>	<b>3</b>	<b>2</b>	<b>4</b>	<b>10</b>	<b>0</b>	<b>-12</b>	<b>69</b>



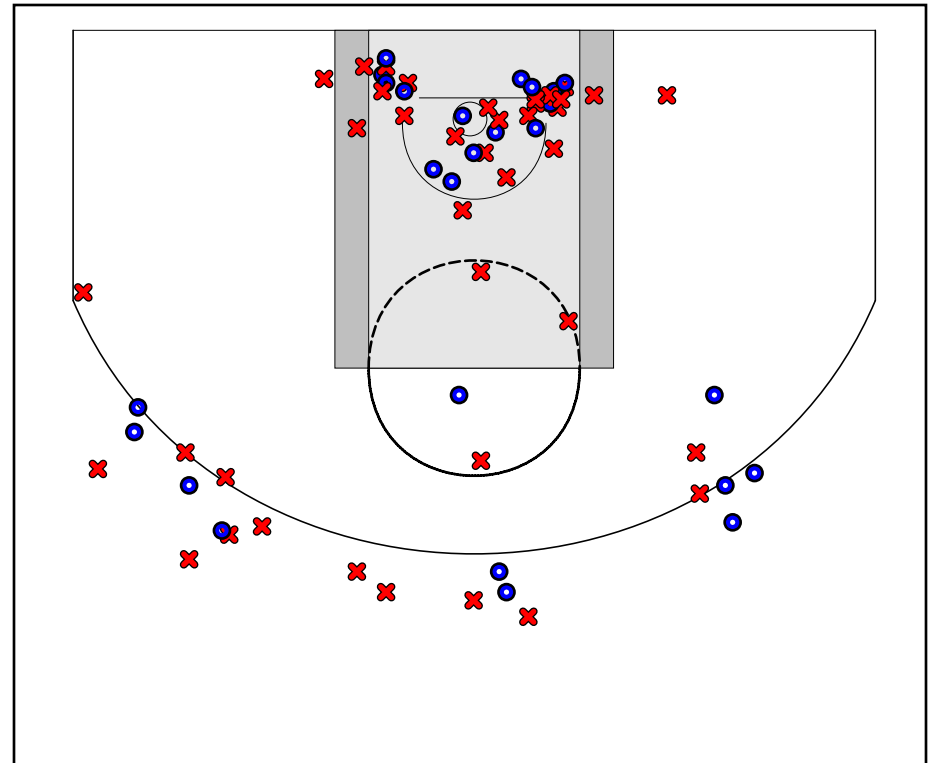
## Game Summary Comparison

Statistic	Teal	Purple
Points	81	69
<i>Field Goals</i>	29 / 63	26 / 66
<i>2 Point</i>	13 / 22	17 / 44
<i>3 Point</i>	16 / 41	9 / 22
<i>Free Throws</i>	7 / 7	8 / 13
Assists	18	12
Rebounds	34	38
<i>Offensive</i>	11	15
<i>Defensive</i>	23	23
Blocks	4	3
Steals	1	2
Deflections	0	2
Turnovers	5	4
Charges Taken	0	0
Personal Fouls	13	10

Teal



Purple



### Teal Turnovers

Period	Clock	Player	Turnover Type
1st Period	0:00	#11 Eric Brennan	Other
2nd Period	0:00	#14 Paul Ramagano	Other
2nd Period	0:00	#14 Paul Ramagano	Other
2nd Period	0:00	#11 Eric Brennan	Other

### Teal Fouls

Period	Clock	Player	Foul
1st Period	0:00	#13 Colin Daly	Other (Def)
1st Period	0:00	#3 DJ Peterson	Other (Def)
1st Period	0:00	#12 Matt Ohara	Other (Def)
1st Period	0:00	#14 Paul Ramagano	Other (Def)
2nd Period	0:00	#12 Greg Gardner	Other (Def)
2nd Period	0:00	#12 Greg Gardner	Other (Def)
2nd Period	0:00	#11 Eric Brennan	Other (Off)
2nd Period	0:00	#11 Eric Brennan	Other (Def)
2nd Period	0:00	#10 Sam Ramagano	Other (Def)
2nd Period	0:00	#12 Matt Ohara	Other (Def)
2nd Period	0:00	#11 Eric Brennan	Other (Def)
2nd Period	0:00	#12 Matt Ohara	Other (Def)
2nd Period	0:00	#12 Greg Gardner	Other (Def)

### Purple Turnovers

Period	Clock	Player	Turnover Type
1st Period	0:00	#10 Dakuan Davis	Other
1st Period	0:00	#10 Dakuan Davis	Other
2nd Period	0:00	#11 Matt Griffin	Other
2nd Period	0:00	#10 Dakuan Davis	Other

### Purple Fouls

Period	Clock	Player	Foul
1st Period	0:00	#15 James Morene	Other (Def)
1st Period	0:00	#12 JD Feenane	Other (Def)
1st Period	0:00	#4 Mike Ringold	Other (Def)
2nd Period	0:00	#11 Matt Griffin	Other (Def)
2nd Period	0:00	#12 JD Feenane	Other (Def)
2nd Period	0:00	#15 James Morene	Other (Def)
2nd Period	0:00	#11 Matt Griffin	Other (Def)
2nd Period	0:00	#4 Mike Ringold	Other (Def)
2nd Period	0:00	#12 JD Feenane	Other (Def)
2nd Period	0:00	#10 Dakuan Davis	Other (Def)