


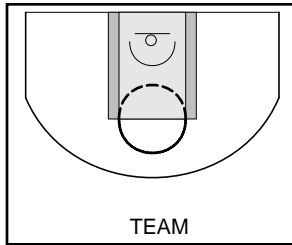
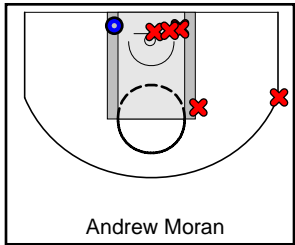
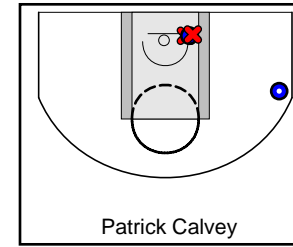
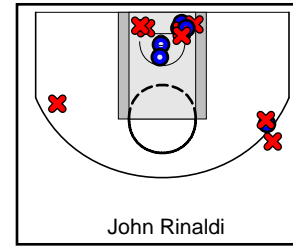
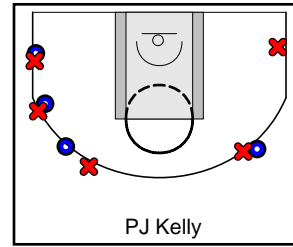
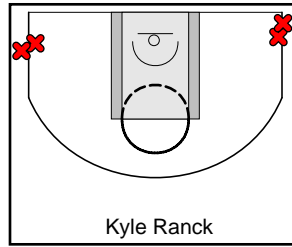
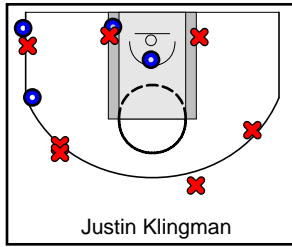
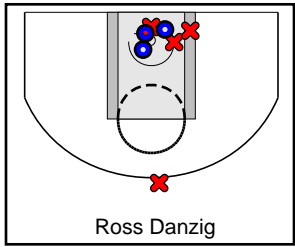
Orange

5/10/18 Orange at Black

	1	2	T
Orange	31	22	53
Black	28	26	54




#	Name	G	MIN	FGM	FGA	FG%	2PM	2PA	2P%	3PM	3PA	3P%	FTM	FTA	FT%	OREB	DREB	REB	AST	STL	BLK	DEF	TO	PF	CHG	PM	PTS
3	Ross Danzig	1	0	3	7	.429	3	6	.500	0	1	.000	2	4	.500	0	4	4	1	1	1	3	1	0	0	-2	8
4	Justin Klingman	1	0	4	11	.364	2	4	.500	2	7	.286	0	0	.000	1	2	3	2	1	1	0	2	3	0	-8	10
10	Kyle Ranck	1	0	0	4	.000	0	0	.000	0	4	.000	0	0	.000	0	2	2	1	0	0	0	0	0	0	-3	0
11	PJ Kelly	1	0	4	9	.444	0	0	.000	4	9	.444	0	0	.000	0	4	4	0	0	0	1	2	3	0	2	12
12	John Rinaldi	1	0	6	14	.429	5	10	.500	1	4	.250	2	2	1.000	2	7	9	0	0	1	1	1	0	0	6	15
15	Patrick Calvey	1	0	2	4	.500	1	3	.333	1	1	1.000	0	0	.000	2	2	4	3	0	0	0	1	1	0	4	5
20	Andrew Moran	1	0	1	7	.143	1	6	.167	0	1	.000	1	1	1.000	3	9	12	2	0	1	3	2	3	0	-4	3
	TEAM	1	0	0	0	.000	0	0	.000	0	0	.000	0	0	.000	1	2	3	0	0	0	0	0	0	0	0	0
	TOTALS	1	0	20	56	.357	12	29	.414	8	27	.296	5	7	.714	9	32	41	9	2	4	8	9	10	0	-1	53



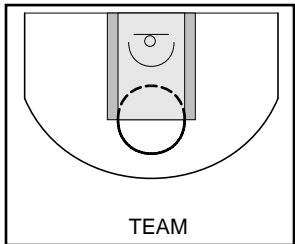
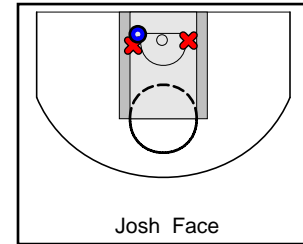
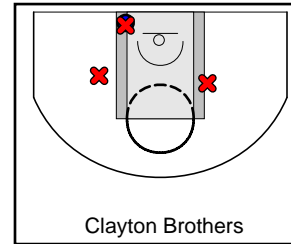
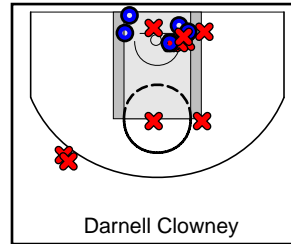
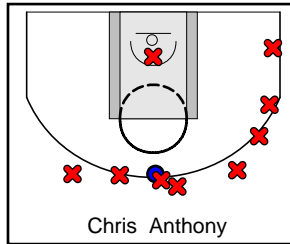
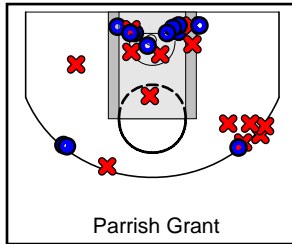
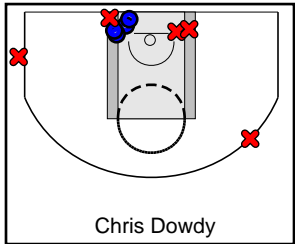
Black

5/10/18 Orange at Black

	1	2	T
Orange	31	22	53
Black	28	26	54



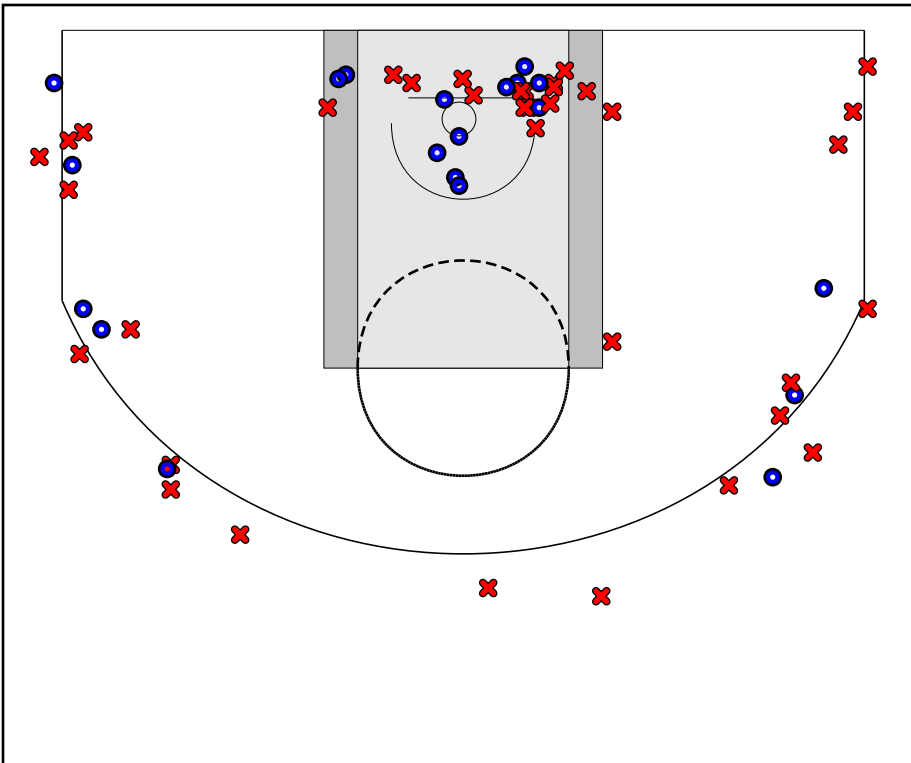
#	Name	G	MIN	FGM	FGA	FG%	2PM	2PA	2P%	3PM	3PA	3P%	FTM	FTA	FT%	OREB	DREB	REB	AST	STL	BLK	DEF	TO	PF	CHG	PM	PTS
3	Chris Dowdy	1	0	4	9	.444	4	7	.571	0	2	.000	1	1	1.000	1	4	5	3	0	0	1	2	2	0	-1	9
4	Parrish Grant	1	0	12	25	.480	9	17	.529	3	8	.375	1	3	.333	3	4	7	0	3	1	3	1	3	0	1	28
5	Chris Anthony	1	0	1	10	.100	0	1	.000	1	9	.111	0	0	.000	1	2	3	1	0	0	3	0	0	0	-1	3
10	Darnell Clowney	1	0	5	15	.333	5	13	.385	0	2	.000	0	0	.000	1	7	8	2	2	0	2	0	1	0	7	10
13	Clayton Brothers	1	0	1	4	.250	1	4	.250	0	0	.000	0	1	.000	1	4	5	0	0	0	0	1	1	0	-1	2
15	Josh Face	1	0	1	3	.333	1	3	.333	0	0	.000	0	0	.000	2	3	5	0	0	1	0	0	2	0	0	2
	TEAM	1	0	0	0	.000	0	0	.000	0	0	.000	0	0	.000	1	3	4	0	0	0	0	0	0	0	0	0
	TOTALS	1	0	24	66	.364	20	45	.444	4	21	.190	2	5	.400	10	27	37	6	5	2	9	4	9	0	1	54



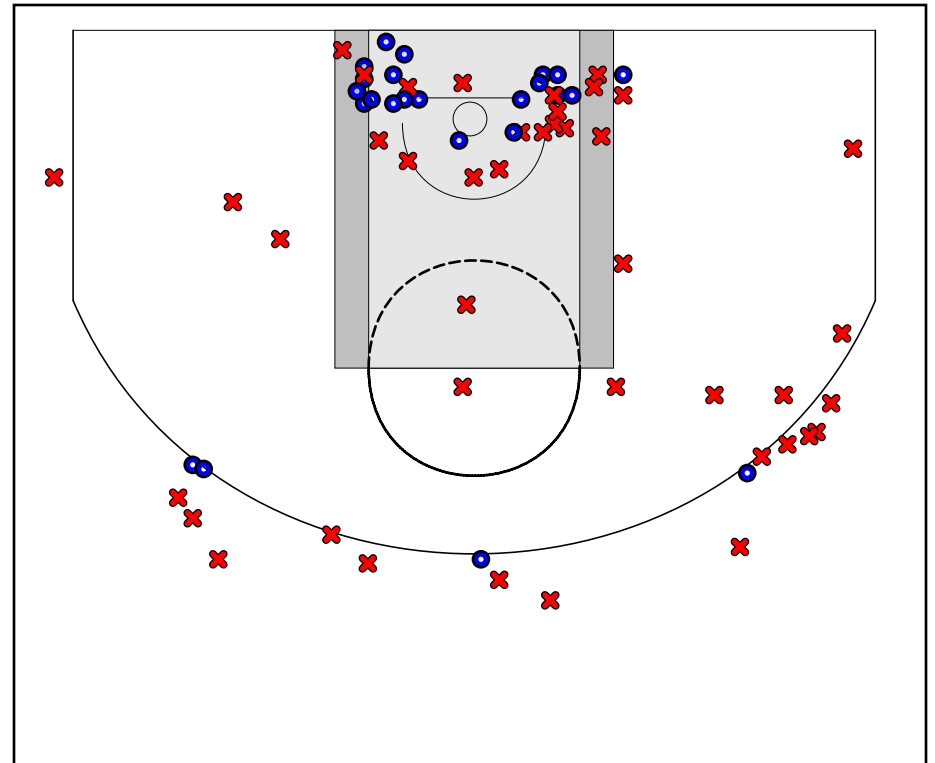
Game Summary Comparison

Statistic	Orange	Black
Points	53	54
<i>Field Goals</i>	20 / 56	24 / 66
<i>2 Point</i>	12 / 29	20 / 45
<i>3 Point</i>	8 / 27	4 / 21
<i>Free Throws</i>	5 / 7	2 / 5
Assists	9	6
Rebounds	41	37
<i>Offensive</i>	9	10
<i>Defensive</i>	32	27
Blocks	4	2
Steals	2	5
Deflections	8	9
Turnovers	9	4
Charges Taken	0	0
Personal Fouls	10	9

Orange



Black



Orange Turnovers

Period	Clock	Player	Turnover Type
1st Period	0:00	#4 Justin Klingman	Other
1st Period	0:00	#12 John Rinaldi	Other
1st Period	0:00	#11 PJ Kelly	Other
2nd Period	0:00	#3 Ross Danzig	Other
2nd Period	0:00	#11 PJ Kelly	Other
2nd Period	0:00	#15 Patrick Calvey	Other
2nd Period	0:00	#20 Andrew Moran	Other
2nd Period	0:00	#4 Justin Klingman	Other
2nd Period	0:00	#20 Andrew Moran	Other

Orange Fouls

Period	Clock	Player	Foul
1st Period	0:00	#20 Andrew Moran	Other (Def)
1st Period	0:00	#15 Patrick Calvey	Other (Def)
1st Period	0:00	#4 Justin Klingman	Other (Def)
2nd Period	0:00	#4 Justin Klingman	Other (Def)
2nd Period	0:00	#4 Justin Klingman	Other (Def)
2nd Period	0:00	#11 PJ Kelly	Adjustment (Added)
2nd Period	0:00	#4 Justin Klingman	Adjustment (Removed)
2nd Period	0:00	#20 Andrew Moran	Other (Def)
2nd Period	0:00	#4 Justin Klingman	Other (Def)
2nd Period	0:00	#11 PJ Kelly	Other (Def)
2nd Period	0:00	#20 Andrew Moran	Other (Def)
2nd Period	0:00	#11 PJ Kelly	Other (Def)

Black Turnovers

Period	Clock	Player	Turnover Type
1st Period	0:00	#4 Parrish Grant	Other
1st Period	0:00	#13 Clayton Brothers	Other
2nd Period	0:00	#3 Chris Dowdy	Other
2nd Period	0:00	#3 Chris Dowdy	Other

Black Fouls

Period	Clock	Player	Foul
1st Period	0:00	#15 Josh Face	Other (Def)
1st Period	0:00	#3 Chris Dowdy	Other (Def)
2nd Period	0:00	#13 Clayton Brothers	Other (Def)
2nd Period	0:00	#10 Darnell Clowney	Other (Def)
2nd Period	0:00	#4 Parrish Grant	Other (Def)
2nd Period	0:00	#3 Chris Dowdy	Other (Def)
2nd Period	0:00	#4 Parrish Grant	Other (Def)
2nd Period	0:00	#4 Parrish Grant	Other (Def)
2nd Period	0:00	#15 Josh Face	Other (Def)