


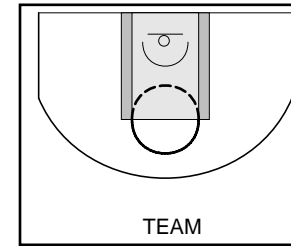
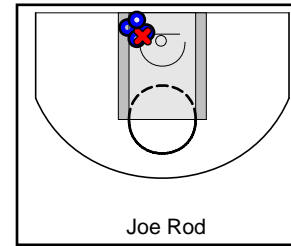
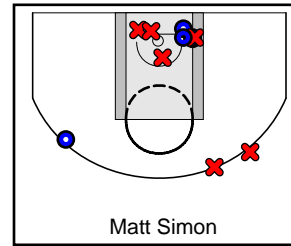
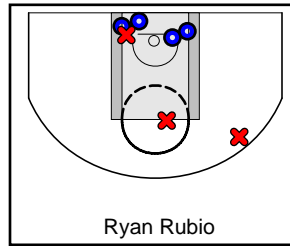

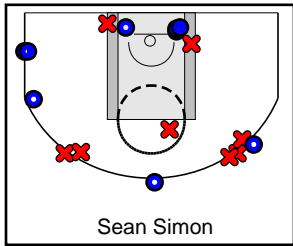
# Baby Blue

5/10/18 Baby Blue at Navy Blue

|           | 1  | OT1 | T  |
|-----------|----|-----|----|
| Baby Blue | 37 | 29  | 66 |
| Navy Blue | 33 | 36  | 69 |




| #  | Name          | G        | MIN      | FGM       | FGA       | FG%         | 2PM       | 2PA       | 2P%         | 3PM      | 3PA       | 3P%         | FTM      | FTA      | FT%         | OREB      | DREB      | REB       | AST       | STL      | BLK      | DEF      | TO        | PF        | CHG      | PM        | PTS       |
|----|---------------|----------|----------|-----------|-----------|-------------|-----------|-----------|-------------|----------|-----------|-------------|----------|----------|-------------|-----------|-----------|-----------|-----------|----------|----------|----------|-----------|-----------|----------|-----------|-----------|
| 3  | Sean Simon    | 1        | 0        | 9         | 17        | .529        | 4         | 7         | .571        | 5        | 10        | .500        | 0        | 0        | .000        | 2         | 1         | 3         | 0         | 0        | 0        | 0        | 3         | 2         | 0        | -3        | 23        |
| 4  | Timmy Smith   | 1        | 0        | 6         | 15        | .400        | 6         | 14        | .429        | 0        | 1         | .000        | 4        | 5        | .800        | 2         | 5         | 7         | 7         | 0        | 0        | 0        | 6         | 2         | 0        | -3        | 16        |
| 5  | Ryan Rubio    | 1        | 0        | 4         | 7         | .571        | 4         | 6         | .667        | 0        | 1         | .000        | 0        | 0        | .000        | 7         | 8         | 15        | 4         | 2        | 0        | 2        | 4         | 3         | 0        | -3        | 8         |
| 15 | Matt Simon    | 1        | 0        | 5         | 11        | .455        | 4         | 8         | .500        | 1        | 3         | .333        | 0        | 0        | .000        | 2         | 2         | 4         | 4         | 1        | 0        | 1        | 0         | 1         | 0        | -3        | 11        |
| 22 | Joe Rod       | 1        | 0        | 4         | 5         | .800        | 4         | 5         | .800        | 0        | 0         | .000        | 0        | 0        | .000        | 0         | 6         | 6         | 1         | 0        | 1        | 0        | 2         | 2         | 0        | -3        | 8         |
|    | TEAM          | 1        | 0        | 0         | 0         | .000        | 0         | 0         | .000        | 0        | 0         | .000        | 0        | 0        | .000        | 0         | 1         | 1         | 0         | 0        | 0        | 0        | 0         | 0         | 0        | 0         | 0         |
|    | <b>TOTALS</b> | <b>1</b> | <b>0</b> | <b>28</b> | <b>55</b> | <b>.509</b> | <b>22</b> | <b>40</b> | <b>.550</b> | <b>6</b> | <b>15</b> | <b>.400</b> | <b>4</b> | <b>5</b> | <b>.800</b> | <b>13</b> | <b>23</b> | <b>36</b> | <b>16</b> | <b>3</b> | <b>1</b> | <b>3</b> | <b>15</b> | <b>10</b> | <b>0</b> | <b>-3</b> | <b>66</b> |



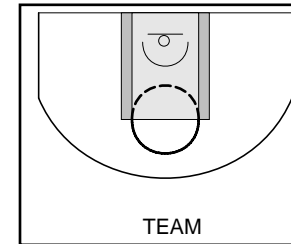
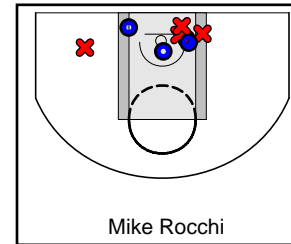
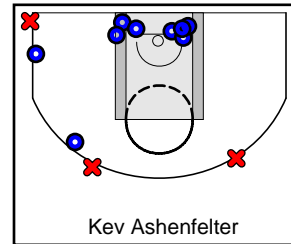
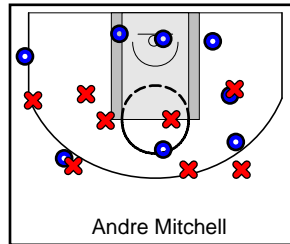
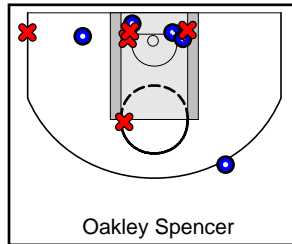
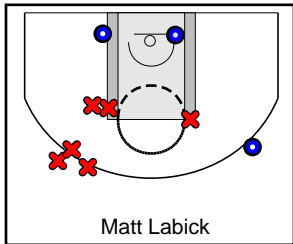
# Navy Blue

5/10/18 Baby Blue at Navy Blue

|           | 1  | OT1 | T  |
|-----------|----|-----|----|
| Baby Blue | 37 | 29  | 66 |
| Navy Blue | 33 | 36  | 69 |



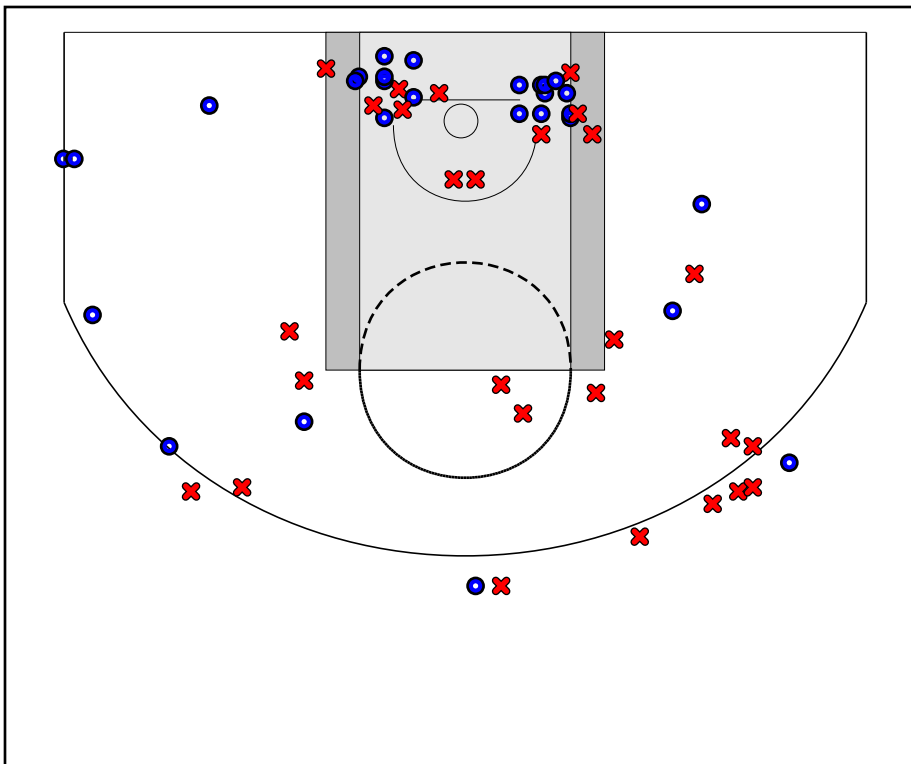
| #  | Name            | G        | MIN      | FGM       | FGA       | FG%         | 2PM       | 2PA       | 2P%         | 3PM      | 3PA       | 3P%         | FTM      | FTA      | FT%         | OREB     | DREB      | REB       | AST      | STL       | BLK      | DEF      | TO       | PF        | CHG      | PM       | PTS       |
|----|-----------------|----------|----------|-----------|-----------|-------------|-----------|-----------|-------------|----------|-----------|-------------|----------|----------|-------------|----------|-----------|-----------|----------|-----------|----------|----------|----------|-----------|----------|----------|-----------|
| 4  | Matt Labick     | 1        | 0        | 3         | 9         | .333        | 2         | 5         | .400        | 1        | 4         | .250        | 1        | 2        | .500        | 0        | 1         | 1         | 2        | 1         | 0        | 0        | 1        | 3         | 0        | 3        | 8         |
| 5  | Oakley Spencer  | 1        | 0        | 5         | 11        | .455        | 4         | 9         | .444        | 1        | 2         | .500        | 1        | 2        | .500        | 1        | 5         | 6         | 2        | 1         | 1        | 0        | 1        | 1         | 0        | 3        | 12        |
| 10 | Andre Mitchell  | 1        | 0        | 8         | 16        | .500        | 5         | 9         | .556        | 3        | 7         | .429        | 2        | 2        | 1.000       | 1        | 2         | 3         | 1        | 6         | 0        | 1        | 1        | 1         | 0        | 3        | 21        |
| 11 | Kev Ashenfelter | 1        | 0        | 9         | 13        | .692        | 7         | 7         | 1.000       | 2        | 6         | .333        | 0        | 0        | .000        | 1        | 1         | 2         | 1        | 3         | 0        | 2        | 2        | 3         | 0        | 3        | 20        |
| 12 | Mike Rocchi     | 1        | 0        | 4         | 8         | .500        | 4         | 8         | .500        | 0        | 0         | .000        | 0        | 0        | .000        | 1        | 3         | 4         | 3        | 2         | 0        | 2        | 0        | 3         | 0        | 3        | 8         |
|    | TEAM            | 1        | 0        | 0         | 0         | .000        | 0         | 0         | .000        | 0        | 0         | .000        | 0        | 0        | .000        | 0        | 1         | 1         | 0        | 0         | 0        | 0        | 0        | 0         | 0        | 0        | 0         |
|    | <b>TOTALS</b>   | <b>1</b> | <b>0</b> | <b>29</b> | <b>57</b> | <b>.509</b> | <b>22</b> | <b>38</b> | <b>.579</b> | <b>7</b> | <b>19</b> | <b>.368</b> | <b>4</b> | <b>6</b> | <b>.667</b> | <b>4</b> | <b>13</b> | <b>17</b> | <b>9</b> | <b>13</b> | <b>1</b> | <b>5</b> | <b>5</b> | <b>11</b> | <b>0</b> | <b>3</b> | <b>69</b> |



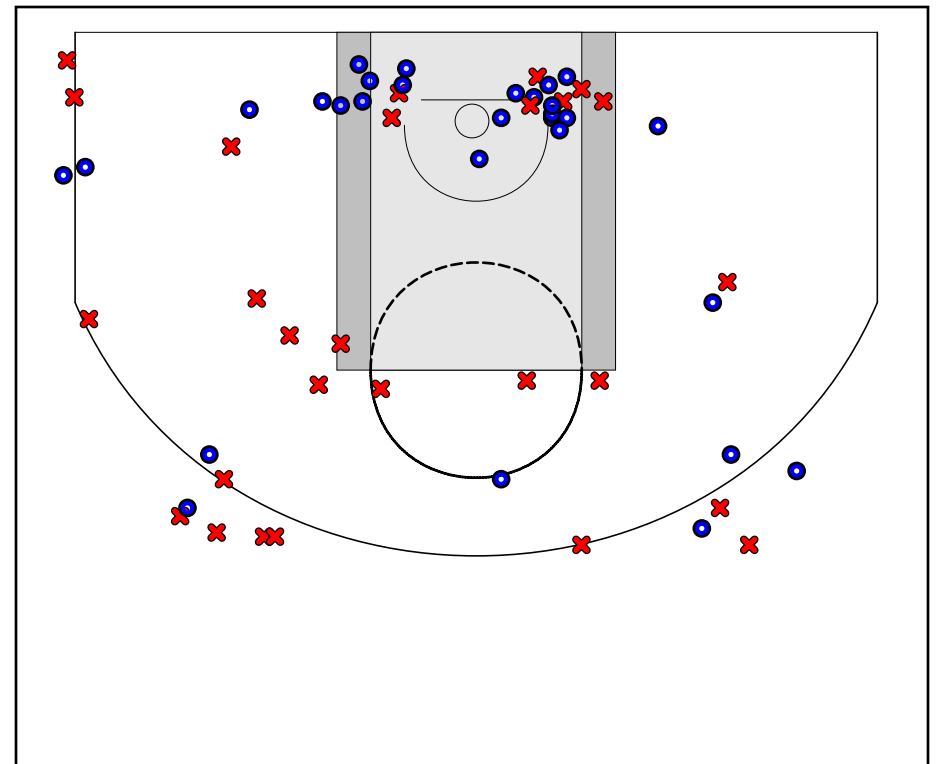
## Game Summary Comparison

| Statistic          | Baby Blue | Navy Blue |
|--------------------|-----------|-----------|
| Points             | 66        | 69        |
| <i>Field Goals</i> | 28 / 55   | 29 / 57   |
| <i>2 Point</i>     | 22 / 40   | 22 / 38   |
| <i>3 Point</i>     | 6 / 15    | 7 / 19    |
| <i>Free Throws</i> | 4 / 5     | 4 / 6     |
| Assists            | 16        | 9         |
| Rebounds           | 36        | 17        |
| <i>Offensive</i>   | 13        | 4         |
| <i>Defensive</i>   | 23        | 13        |
| Blocks             | 1         | 1         |
| Steals             | 3         | 13        |
| Deflections        | 3         | 5         |
| Turnovers          | 15        | 5         |
| Charges Taken      | 0         | 0         |
| Personal Fouls     | 10        | 11        |

Baby Blue



Navy Blue



### Baby Blue Turnovers

| Period     | Clock | Player         | Turnover Type |
|------------|-------|----------------|---------------|
| 1st Period | 0:00  | #4 Timmy Smith | Other         |
| 1st Period | 0:00  | #5 Ryan Rubio  | Other         |
| 1st Period | 0:00  | #4 Timmy Smith | Other         |
| 1st Period | 0:00  | #4 Timmy Smith | Other         |
| 1st Period | 0:00  | #5 Ryan Rubio  | Other         |
| 1st Period | 0:00  | #5 Ryan Rubio  | Other         |
| 1st Period | 0:00  | #4 Timmy Smith | Other         |
| 2nd Period | 0:00  | #3 Sean Simon  | Other         |
| 2nd Period | 0:00  | #22 Joe Rod    | Other         |
| 2nd Period | 0:00  | #3 Sean Simon  | Other         |
| 2nd Period | 0:00  | #3 Sean Simon  | Other         |
| 2nd Period | 0:00  | #4 Timmy Smith | Other         |
| 2nd Period | 0:00  | #4 Timmy Smith | Other         |
| 2nd Period | 0:00  | #22 Joe Rod    | Other         |
| 2nd Period | 0:00  | #5 Ryan Rubio  | Other         |

### Baby Blue Fouls

| Period     | Clock | Player         | Foul        |
|------------|-------|----------------|-------------|
| 1st Period | 0:00  | #3 Sean Simon  | Other (Def) |
| 1st Period | 0:00  | #3 Sean Simon  | Other (Def) |
| 1st Period | 0:00  | #15 Matt Simon | Other (Def) |
| 1st Period | 0:00  | #5 Ryan Rubio  | Other (Def) |
| 2nd Period | 0:00  | #4 Timmy Smith | Other (Def) |
| 2nd Period | 0:00  | #5 Ryan Rubio  | Other (Def) |
| 2nd Period | 0:00  | #4 Timmy Smith | Other (Def) |
| 2nd Period | 0:00  | #22 Joe Rod    | Other (Def) |
| 2nd Period | 0:00  | #5 Ryan Rubio  | Other (Def) |
| 2nd Period | 0:00  | #22 Joe Rod    | Other (Def) |

### Navy Blue Turnovers

| Period     | Clock | Player              | Turnover Type |
|------------|-------|---------------------|---------------|
| 1st Period | 0:00  | #11 Kev Ashenfelter | Other         |
| 1st Period | 0:00  | #5 Oakley Spencer   | Other         |
| 2nd Period | 0:00  | #4 Matt Labick      | Other         |
| 2nd Period | 0:00  | #11 Kev Ashenfelter | Other         |
| 2nd Period | 0:00  | #10 Andre Mitchell  | Other         |

### Navy Blue Fouls

| Period     | Clock | Player              | Foul        |
|------------|-------|---------------------|-------------|
| 1st Period | 0:00  | #11 Kev Ashenfelter | Other (Def) |
| 1st Period | 0:00  | #12 Mike Rocchi     | Other (Def) |
| 1st Period | 0:00  | #11 Kev Ashenfelter | Other (Def) |
| 1st Period | 0:00  | #12 Mike Rocchi     | Other (Def) |
| 1st Period | 0:00  | #12 Mike Rocchi     | Other (Def) |
| 1st Period | 0:00  | #5 Oakley Spencer   | Other (Def) |
| 2nd Period | 0:00  | #11 Kev Ashenfelter | Other (Def) |
| 2nd Period | 0:00  | #4 Matt Labick      | Other (Def) |
| 2nd Period | 0:00  | #4 Matt Labick      | Other (Def) |
| 2nd Period | 0:00  | #10 Andre Mitchell  | Other (Def) |
| 2nd Period | 0:00  | #4 Matt Labick      | Other (Def) |